


ESi™

The Innovative design of the ESi implant is doctor friendly, efficient and revolutionary—designed to ease your implant placement. The self-tapping threads allow for retracting and re-positioning to the desired location. Great for beginning and experienced surgeons alike. Good for fine tuning.




Premium

Premium is a dependable, conventionally designed implant. While it can be used in all clinical situations, its conservative threads are best suited for healed ridges, with or without previous grafting. Excellent for working in I & II type bone.



Dynamic

The Dynamic implant is a next generation design. It maintains the same innovative features and high stability of current high-torque implants, but adds thread refinements that decrease bone stress and bone fracture. It is an excellent implant for immediate placement and/or immediate loading.



Ultimate

The Ultimate implant is designed for high initial stability—even in soft bone. It is an excellent implant for immediate placement and/or immediate loading. Due to its innovative design, the Ultimate can be redirected during placement to the ideal position.

www.spiraltech.com

toll free 888-991-7997


FOUR IMPLANTS
TWO CONNECTIONS
ONE PROVEN SURFACE



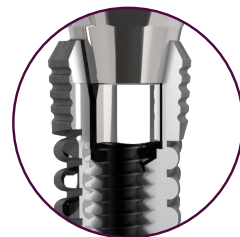
SpiralTech implants all feature a proven RBM surface. Applied in a controlled environment, the RBM process uniformly micro-roughens the implant to maximize surface area for bone cell growth and adhesion. Filler layers that could later form debris or compromise healing are omitted.



Implant Overview



HEX CONNECTION



CONICAL CONNECTION

Toll free (888) 991-7997

www.spiraltech.com

© 2015 Spiraltech Superior Dental Implants, Inc. All Rights Reserved.



875 N. Michigan Avenue, Suite 3106
 Chicago, IL 60611

